

[Home For Profits](#)

16 Page report shows you
exactly how to get...

*Traffic From
Hubpages!*

The Alternative Fuel For
Your Webpage Traffic!

Traffic From HubPages

**The Alternative Fuel For Your
Webpage Traffic!**

[Home For Profits](#)

This ebook has been brought to you by
[Home For Profits](#)



To make money online NOW! [Click here...](#)

HOME ABOUT CONTACT US PRIVACY POLICY DISCLOSURE

[Internet Marketing](#) [Make Money](#) [Resources](#) [Reviews](#) [Search Engines](#) [Start Up](#) [Success](#) [Web 2.0](#) [Writing](#)

AdSpy: 1.0 sites by this AdSense ID 
[Ads by Google](#) [MBA Marketing Jobs](#) [Internet Marketing Tool](#) [Search Engine Marketing](#) [Business Plan Samples](#)

Subscribe To Our Newsletter



Internet Business Success Tips is a newsletter by Home For Profits. Grow an internet business from scratch with tips that would reduce your learning curve and make money faster. You would get your first mail instantly after joining.

Fill This Form To join

Your Name:

Your E-Mail:

Browse > Home

Dressing Up For Your Business?

January 24, 2010 by Arun Pal Singh (Edit)



Working in front of computer allows you to work in whatever clothes you want or without them.

While working in pajamas may appear and feel wonderful, some people advocate to dress up for your business.

The reasons given are more professional approach.

Advertise With Us

5 text ad slots open
8 banner ad slots open

Web Links

[Vistaprint Coupons](#)

Stay Connected

-  [StumbleUpon](#)
-  [Twitter](#)
-  [Facebook](#)
-  [LinkedIn](#)

Preface

It is a great privilege to know that you have downloaded this report called “Traffic From Hubpages”. I came across this ebook when I was searching for material on Hubpages.

I had rights so I thought I would share this ebook with you. ☺

Yes! I have just started my experimentation with Hubpages and I am quite excited about it. I have even published my first hub

<http://hubpages.com/hub/How-To-Write-Articles-That-Ooze-Quality>

This book is 17 pages and would give you a good basic idea about Hubpages.

If you have not joined Hubpages yet, I invite you to join me over there. We can befriend over there and share our content too.

Use This Link to join Hubpages.

<http://hubpages.com/user/new/>

Hope to see you there.



Arun Pal Singh,

<http://homeforprofits.com>

[Home For Profits](#)

DISCLAIMER AND/OR LEGAL NOTICES:

The information presented herein represents the view of the author as of the date of publication. Because of the rate with which conditions change, the author reserves the right to alter and update his opinion based on the new conditions. The report is for informational purposes only. While every attempt has been made to verify the information provided in this report, neither the author nor his affiliates/partners assume any responsibility for errors, inaccuracies or omissions. Any slights of people or organizations are unintentional. If advice concerning legal or related matters is needed, the services of a fully qualified professional should be sought. This report is not intended for use as a source of legal or accounting advice. You should be aware of any laws which govern business transactions or other business practices in your country and state. Any reference to any person or business whether living or dead is purely coincidental.

License

You can use this book for reading and printing. You can also share it with your readers, give it away and forward it to your friends.

You cannot sell it,

Thanks for Understanding.

Home For Profits

I. Getting to Know HubPages

You might be wondering what HubPages is and why there are 200000 hubs on the Internet. This report aims to help you take a big step and catch up with the rest of the people around the world taking advantage of the online world through HubPages.

HubPages.com is an online community filled with informative contents written by different people or hubbers. It is a free hosted social network where people can speak their minds, share information, and earn money.

HubPages shares its revenues with the writers or content producers. This social network provides easy means for writers to share their expertise and monetize their pages. The hubpages can be an extra source of income through different advertisements, products, and tools that can bring in the life blood of anything on the internet, traffic.

Since it is a social network, you have to interact with the other people online. Aside from posting original contents, you can comment on the other articles posted by other hubbers.

Home For Profits



**Publish online
with easy to
use, non-techie
tools**

**GET
TRAFFIC**

**Be widely read
thanks to our
large, active
community**

**MAKE
MONEY**



**Create ongoing
royalty
opportunities**

[Home For Profits](#)

Why should you take advantage of HubPages?

A simple answer for a simple question: It is a world of opportunities!

HubPages is considered as an authority by Google, Yahoo!, MSN, and the other search engines. When you see its page rank, it spells money. Yes, \$\$\$\$!

Writing articles and developing informative should be the center of your hubber's life. You can practically write about anything under the sun. HubPages provide the tools that are very easy to use so you can produce quality content.

Hubpages is a great venue to reach a very large online crowd who's hungry for information. It also gives you an opportunity to use very effective money generating tools.

This report will guide you in setting up your own hub, put spotlight on some great features of HubPages, and provide you a step-by-step guide in creating your very own hubs.

What is a Hub?

Hubs basically make up the heart and soul of HubPages. Hubs are articles or web pages, which contain anything under the sun. You can share your thoughts, expertise, and interests to thousands or even millions of people using the Internet.

Through HubPages, you will be able to do the following:

- Create content that will be very useful and attractive to a very large crowd using non-techie tools.
- Utilize the technology available to get the message across to millions of readers from around the globe.
- Grab the opportunity to earn online by writing about your favorite topics.

What you write about is up to you. You can develop topics on travel, health, business, food, or practically anything goes. HubPages also has tools which will help you add photos, videos, or links with other web pages to your hubs.




Keep in mind that HubPages is a social network. Other hubbers will not appreciate spamming or straightforward selling of your products or websites.


[Home For Profits](#)

People go to the hubs to get information and interact with other people of the same interest.


Featured Topics

Finance


 calculator  reviews  make




What Is a Living Wage?
by pgrundy



What Is A Recession and How Will It Affect You
by Jennifer







How to Start Your Own Insurance Agency
by how2start




Banks that Reimburse ATM Surcharges
by Chuck

Education


 parenting  add  ecology




talambuhay ni Dr. Jose Protacio Rizal
by Elizabeth Espinos



How to Know if Your Child is Gifted
by Lela Davidson







What Is The Best Browser?
by compu-smart



Comparison of tuition costs of higher education around the world
by jim.sheng




Home


 dishwasher  appliances  building



How To Make Money From Hubpages
by jimmythejock

Health

 bipolar  urine  eating



Buying the Right Bra - The Boob-ilicious Gals Guide
by T.L.Eaves

II. Setting Up Your HubPages

The name of the game is not really knowing all the terms and features of HubPages but jumping into the game by starting your very own Hub.

First tings first, you need to sign up for HubPages.

Go to HubPages.com and click Sign-Up.

[Home For Profits](#)

HubPages sign in my account help

browse » Hubs Hubbers Topics Requests ^{new} Forums search


Create A New Account

Your Username
 (Spaces **are** allowed. Can **not** be changed later.)

Your Email

Your Password

Retype Password

Type the characters you see in the picture


I have read and understand [HubPages' terms of use](#).

Username

This is the name that will appear on all your Hubs. Choose it carefully! Once you've set a name, it can't be changed. Make sure it is how you want to be represented on your Hubs.

Email

Type in your email address.

Password

Use a distinctive password, preferably an alpha-numeric combination 8-12 characters in length.

Funny Characters

Please type in the characters that appear on the screen. If you're having trouble recognizing matching them after a couple tries, please be sure you have cookies enabled in your browser. If it's still not working you can [contact HubPages](#) for help.

When you do this, like any other social network site, the HubPages system will ask for your information. It will ask for a username, which is your ID in the system and by which your readers will remember you. Your HubPages username will be your nickname in the virtual world.

It will also ask for your email address and your desired password. Any form of communication or verification will pass through your email. The password will be your door lock so you and only you can create, edit, or delete the contents of your hubs.

The HubPages system also makes sure that real humans are creating the hubs, thus you will be asked to enter the “funny characters” or what is known in other websites as Captcha.

Getting a Share of the Revenue of HubPages

[Home For Profits](#)

When you sign up you will also be asked if you want to monetized your hubs. Remember the HubPages is a revenue sharing website.

You will be asked to provide your AdSense information. For security purposes, an email confirmation is needed to continue with the process. All you have to do is click on the link shown on the confirmation email that will be sent to you by the HubPages system.

You are good to go! You can now create your hubs and share your passion or interest with other people. Socialize in a community of experts and provide valuable information through the Internet.

Google AdSense

Do you already have a Google AdSense account?

Yes
 No

Link your existing AdSense account to HubPages

To link your accounts, enter the email address, zipcode, and last 5 digits of the phone number that you gave Google when you signed up for your AdSense Account. We'll link the accounts together, all you need to do is follow the simple confirmation instructions that you'll get by email from Google.

Email Address

Last 5 digits of phone

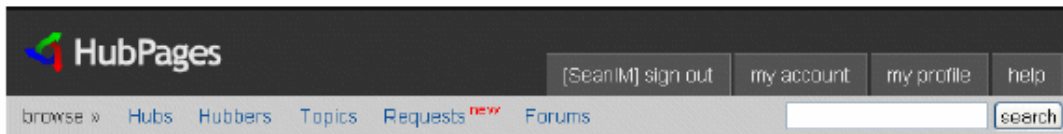
Postal Code

A Quick Over view of Creating a Hub

Once you have signed up, the system will basically walk you through the process. Click on the "Start Your First Hub".

[Home For Profits](#)

Click On >> **Start Your First Hub**



Welcome—you're our newest Hubber!

How would you like to get started?

[Return to where you came from](#) (Return to the page you came from)

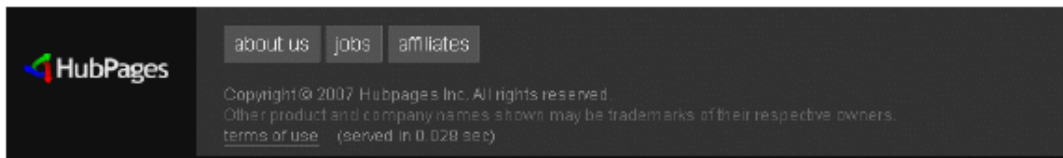
-or-

[Start your first Hub](#)

-or-

[Invite your friends to join](#)

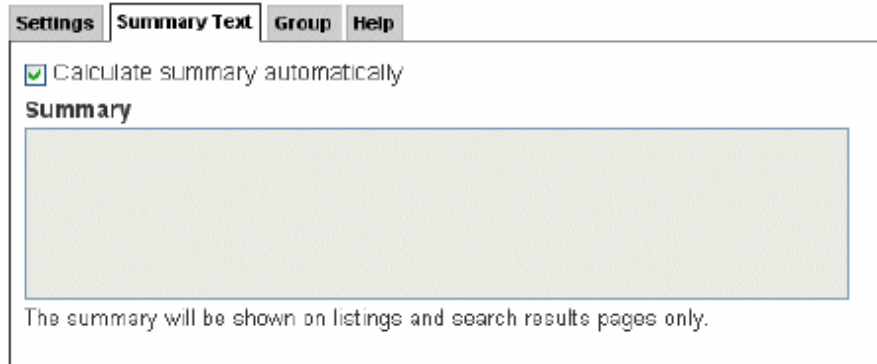
Let them know about HubPages, and earn a **lifetime referral bonus** on any Hubs they make. You can even import email addresses from your Yahoo!, Hotmail, Gmail or AOL address book with our easy-to-use tool.



HubPages will take you through several screens to help you get things done as easy as possible. You will notice the different capsules to the right of your screen which basically says Text, Videos, Photos, News or what stuff you can put in the hub you are creating.

The system will also ask for a summary of the webpage or a description of what you have just created. This will serve as a preview for other people who may want to get a quick view of what you offer them.

[Home For Profits](#)



The screenshot shows a settings interface with four tabs: 'Settings', 'Summary Text', 'Group', and 'Help'. The 'Summary Text' tab is active. Below the tabs, there is a checked checkbox labeled 'Calculate summary automatically'. Underneath, the word 'Summary' is displayed above a large, empty text input area. At the bottom of the panel, a note states: 'The summary will be shown on listings and search results pages only.'

You can also add photo to your hub. Photos somehow make them more appealing to other people and make them more “clickable”. Videos can also be added. All you need to do is fill up the tabs needed by grabbing the links to the videos that you want to use.

Aside from the standard capsules, you can add your Revenue Capsules so people can go to your Amazon, EBay, or other affiliate sites that you have.







Terms that You Need to Know

You don't want to feel out of place when you enter the HubPages online community. To make you feel at home, here are some terms that you may want to browse through:

- Hubber – that's You! A hubber is someone who creates the web pages and writes the articles on HubPages.
- Hubtivity – this term reflects what you have been doing in HubPages. It will give other people a run down of things that have been keeping you busy in the social network.

[Home For Profits](#)

Patty English, MS's Latest Hubtivity

-  Patty English, MS posted [this comment](#) to the hub [Authentic Polish Easter Recipes - Origin of the Easter Basket](#) 2 hours ago
-  RKHenry became the fan of [Patty English, MS](#) 2 hours ago
-  Patty English, MS posted [this comment](#) to the hub [Authentic Polish Easter Recipes - Origin of the Easter Basket](#) 2 hours ago
-  Patty English, MS published the new hub [Authentic Polish Easter Recipes - Origin of the Easter Basket](#) **50** answering [this request](#) 3 hours ago
-  Patty English, MS posted [this message](#) to the topic [Congrats to Shalini, 200 fans!](#) on the [The Hubber's Hangout Forum](#) 4 hours ago
-  Patty English, MS posted [this message](#) to the topic [I'm going to be gone for a bit](#) on the [The Hubber's Hangout Forum](#) 6 hours ago

[See more of Patty English, MS's Hubtivity »](#)

- Hubmetrics – these are the statistics, which gives you an idea how well your hub may be performing. It will give you a picture of the revenue potential, view durations, and traffic related to the content that you have created.
- Capsules – You have the Content capsules and the Revenue Capsules. The first one will help you manage the photos, videos, links or other contents. The latter refers to websites, which may help in bringing in an extra stream of income.
- Tags- these are keywords, which will make your hubs friendly to search engines. Good tags will help search engines to find your web pages.
- HubScore – This refers to the quality of your hub or webpage

[Home For Profits](#)

About Patty English, MS	
Status	Hall of Fame
From:	America
HubScore	100
Published Hubs	798
Joined	2 years ago

- Fan Club – a venue to help your reader base to be informed of your activities and new posts

Some of Patty English, MS's 1246 Fans

[Join Patty English, MS's Fan Club](#)



Daniel Greenfield
Your topics seem to cover a broad range while always remaining interesting and useful.



Moonmaiden
Very inspirational...a jewel in the Internet world in my book.



Prince Maak
Hi Patty, U R a good writer indeed. I appreciate U'er work.



Maddie Ruud
Being passionate about mental health myself, I love reading your high-quality hubs on psychology and self-care. Keep 'em coming!

[See all of Patty English, MS's Fans »](#)

- Hub Group – Keep things organized by collecting similar articles or contents under a heading.
- Impression – This drives revenue generation or when advertisements appear on your hub.

[Home For Profits](#)

Feel at home and explore HubPages now that you know some of the most important terms of the community.

III. Generating Traffic

Whether you want to monetize your hubs or not, you want to generate traffic. This is the lifeblood of any website, without traffic you end up reading your own work.

Internal Traffic

In a social network like HubPages, you can create internal traffic or increase the number of your hub visitors by interacting with other hubbers.

You can give some comments to other works of other people. This can stir up some interest and people will also take a look at your Hubs. Another great way to do is by participating in the forums. In the forums, you will find a common topic of interest and you can ask people to check out what you have to share with them.

As a hubber, you can also join a Fan club of a hubber, which makes interesting work. People also tend to reciprocate your deed and they will sign up for your fanclub as well.

The internal traffic will somehow help with the profits but what is more important is that you win friends in the online community. In the long run, more friends or more fans will increase your hubtivity and generate the buzz that you want.

External Traffic

Aside from other Hubbers, you want to bring other people on the net to your hubs. One way is by joining forums that may be related to your field of interest. Let us say you can join a marketing forum and you can lead people from that forum to HubPages by using URLs of your hubs as your signature.

There are also other social networks where you can do the same. As an Internet marketer you might want to sign up for these online communities. If you have other blogs or web sites, you can also link them to your hubs.

Another great way to invite people over is to put your signature line when you leave comments in other blogs.

Home For Profits



More Traffic

When you combine the techniques for creating internal and external traffic these will definitely boost your reader base and your income online.

There are some additional ways by which you can generate more traffic. By now, it may be obvious that traffic, traffic, traffic is the name of the game when creating hubpages and other websites. Here are some tips that may come handy:

Make good use of Images. These images will be eye catchers when you use them photo sharing sites. You can use these images to lead people to your hubs.

Interconnect your Hubs. Instead of giving a ton of information in one big chunk, you can feed them to your readers in a number of hubs. You can link these hubs and generate more hubtivity in return.

Give the Reader what they Need. People are information hungry and they will grab anything that comes their way. This means though that you must provide quality content that will be useful to them. You can forget the traffic you are looking for if your hubs are not intelligently planned and done.

Make Videos related to your hub. You don't have to be a professional videographer, you can make use of a bunch of images related to your hub and make short videos that will lead readers back to your hub. Submit these videos to video websites where search engines and people will find them.

[Home For Profits](#)

Submit articles to article directories. Articles about interesting stuff are traffic magnets. What you can do is submit them to directories and create a link between the article and your hubs.

Social Networking and Bookmarking. Like video marketing, you can also subscribe to social networking and book marking sites. You can make use of these sites to create additional buzz about your hubs and catch more eyes over the net.

IV. Making Your Hubs Search Engine Friendly

People looking for information use search engines to find what they need. When creating your hubs, you must also have this in mind. What should you do so search engines can find your web pages.

Good search engine optimization is knowing how search engines will fall in love with your hubs. Here are some practical tips:

Create excellent content. This is still the number one rule. Quality content dictates the future of your hubs or any other website. If you cannot write keyword rich articles, you can hire freelance writers to do the job.

Tag your images properly. In the hubpages system, you can attach captions to your images with keyword filled captions.

Related Videos. When you find related videos online, you can attach these videos to your hub since search engines love videos. Like images, make use of keywords for them.

Titles and URLs. Knowing how search engines work, creating keyword rich titles and URLs will definitely catch the attention of search engines. Make sure you do not waste the opportunity to attract the spiders of the big search engines so you will have more readers.

Combine these techniques with some other available tools online and you will be able to create SEO friendly hubpages.

What we have here are the basics of it but these are the grassroots, which will give your hubpages a strong foundation.

V. Keeping well-oiled Money Making HubPages

Once you have created your hubs, you want them to be read by people. You want to monitor how they are performing so you know that you did not just waste

[Home For Profits](#)

your time, especially if you are planning to earn an extra stream of income through them.

Improving Your HubScore

In the HubPages community, it will be best to track your hubscore. It is a measure of the quality of individual pages in the online community. The perfect score is 100 and a high score definitely builds your credibility online.

You need to understand how the system comes up with the score. Several factors come into play like the traffic your hub is generating, the quality and uniqueness of the content, the likes or thumbs up you are getting, and your overall quality as a hubber.

You can keep your HubScore on the highs if you create excellent original content. You must also not forget to inject enough keywords so search engines will find your work.

# of Hubs	HubScore			
	0-24	25-29	30-74	75-100
400 or more	Stop	Prolific	Elite	Hall of Fame
100 or more	Spammer	Producer	Very Good	All Star
20 or more	Rookie	Experienced	Good	Expert
19 or fewer	Novice	Junior	Average	Prodigy

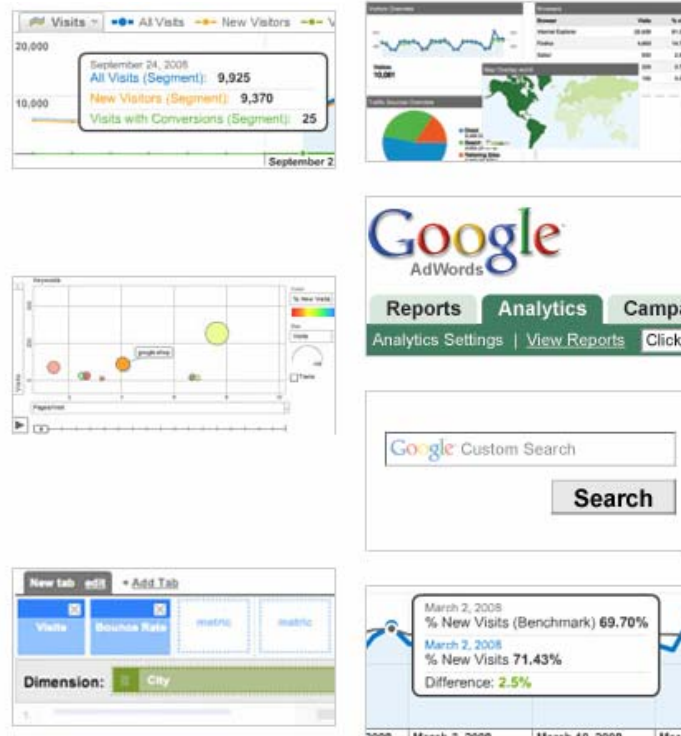
Like any business, you must promote your hubs. Comment, create links, generate all the buzz that you can about your pages so people will read them.

Be social and interact with people, this way you will have fan clubs and generate thumbs up for your hubs.

Monitor Your Hubs Using Google Analytics

Google Analytics is a great tool online to see how your hubs are performing. All you need to do is enter the URL of the hub you want to check out and the Google Analytics will do its thing.

Home For Profits



Once you have entered the tracking for your hubs, Google Analytics will throw a ton of useful information after at least 24 hours of monitoring.

It can tell you about the number of visits your page got, the bounce rate you have, the time people spend on your hubs, keywords used, and other things like that.

In turn, you can use these information to know the weakest points of you individual hubs and improve on them. The Google Analytics is a great tool that gives you a bird's eye view of your online presence and allows you to make the necessary changes to make your Hubs more productive in terms of readership and in terms of income generation.

Now that you are done reading this report, go! Go and create the hubpages that can help you generate more business and provide for you an extra stream of income.

[Home For Profits](#)

I hope you enjoyed this book and are geared to reap benefits of Hubpages. Do not forget to connect with me when you join Hubpages.

[My Hub Pages Profile](#)

You can visit my blog here

<http://homeforprofits.com>

See You There.
Arun Pal Singh

For More Free and Educative Ebooks Visit
<http://homeforprofits.com>